

Scaled data based on original data using
LM-79-08 Approved Method: Electrical and Photometric Measurements of Solid-
State Lighting Products

Test Report Prepared for
Cooper Lighting Solutions
(formerly Eaton)

Brand: McGRAW-EDISON

Report Number: P271855

Luminaire Tested: **ISW-AF-800-LED-E1-SLL-7027-ULG**

Issue Date: 3/3/2020

Test Information

Test Method: LM-79-08
Report Number: P271855
TEST IS SCALED FROM IESNA LM-79-08 TEST DATA (P35948)-DOWNLIGHT AND
Test Lab: INNOVATION CENTER-P3
Issue Date: 3/3/2020
Manufacturer: COOPER LIGHTING SOLUTIONS (FORMERLY EATON)
Product Line: MCGRAW-EDISON
Catalog Number: ISW-AF-800-LED-E1-SLL-7027-ULG
Description: IMPACT ELITE LED WEDGE LUMINAIRE WITH UPLIGHT
LIGHT SQUARE WITH ACCUED OPTICS-90° SPILL LIGHT ELIMINATOR LEFT, WITH
UPLIGHT GLOW
Light Source: (16) 2700K CCT, 70 CRI LEDs and (1) UPLIGHT LED
Ballast/Driver: ELECTRONIC DRIVER

Summary

Lumens per Lamp: N/A
Luminaire Lumens: 5542.1 lumens
Efficiency: N/A
Efficacy: 92.1 lumens/watt
Luminous Opening: Rectangular w/ Sides (W: 0.5' x L: 0.5' x H: 0.54')
IES Classification: Type IV - Short - Non-Cutoff
BUG Rating: B1 - U5 - G2

Input Watts (W): 60.2
Input Voltage (V): 120
Input Current (Ain): NR
Voltage Rise (V): NR
Power Factor: NR
Total Harmonic Distortion (THDi): NR
Frequency (hertz): 60
Stabilization Time: NR
Operation Time: NR
Ambient Temperature (°C): NR
Test Distance: 25 FT

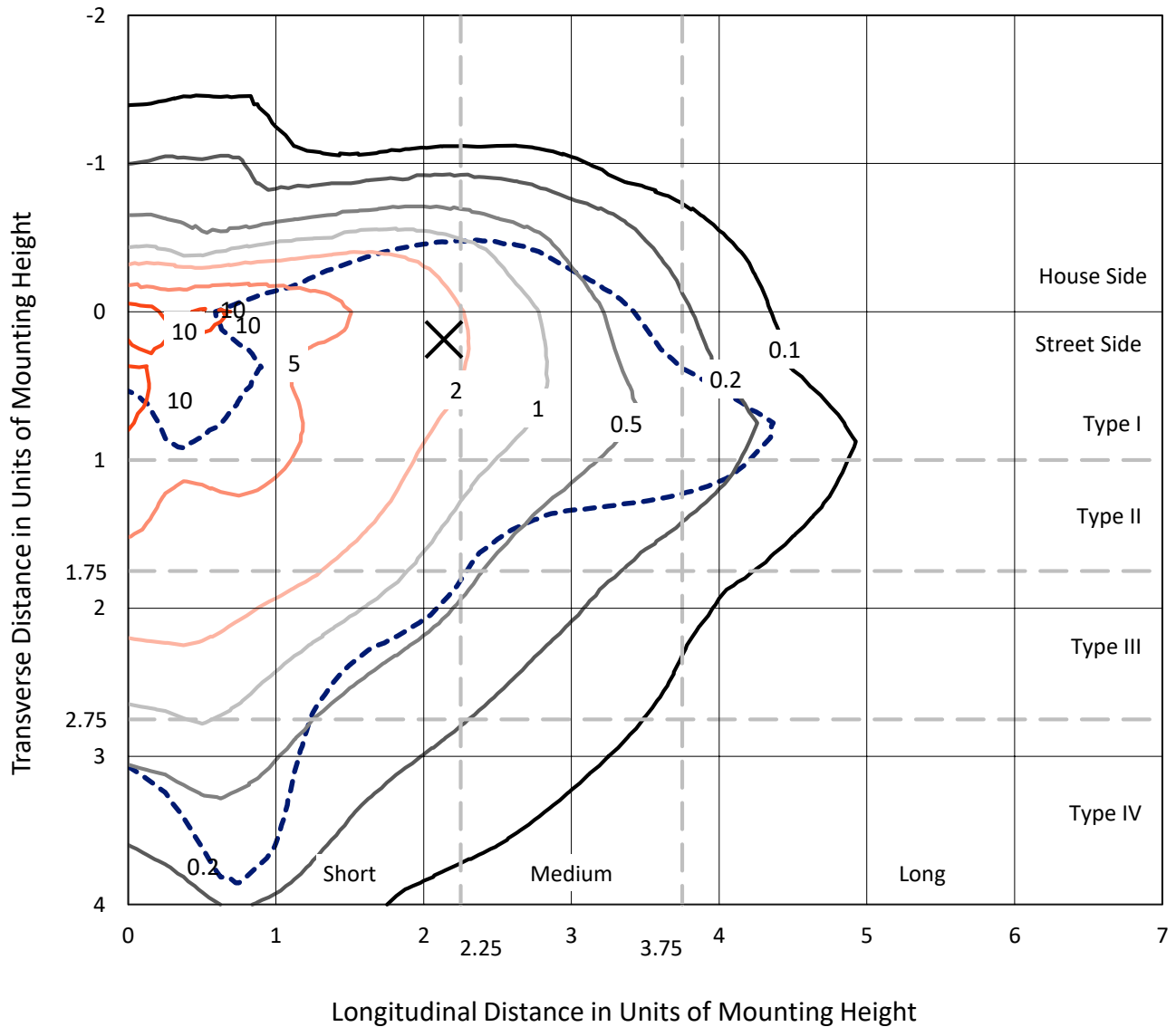


REPORT NUMBER: P271855

CATALOG NUMBER: ISW-AF-800-LED-E1-SLL-7027-ULG

Iso-Footcandle Lines of Horizontal Illumination

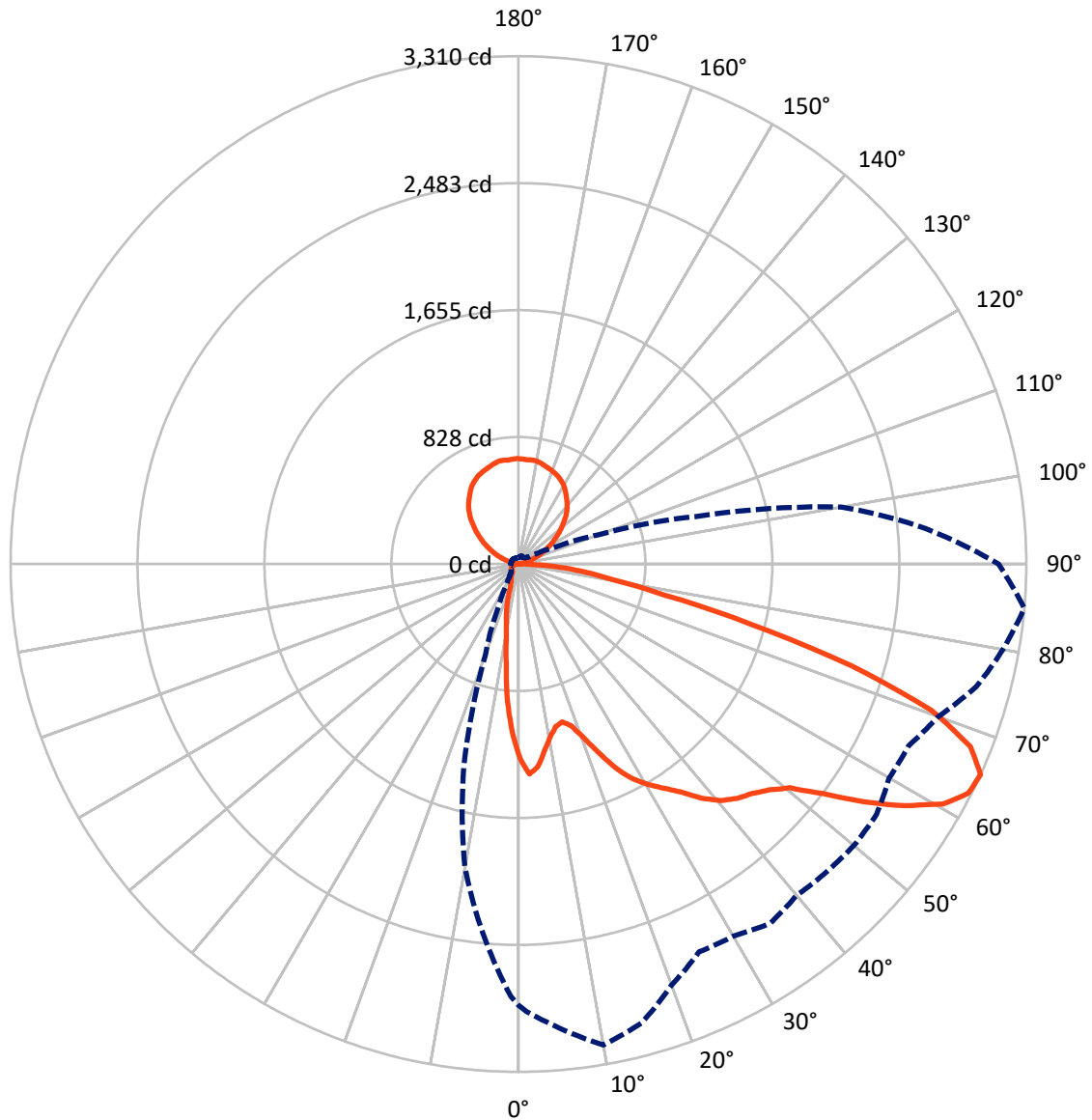
✕ Max cd
 - - - 1/2 Max cd



Based on 10 foot mounting height. Maximum calculated value = 13.9 fc
 Type IV - Short - Non-Cutoff

REPORT NUMBER: P271855
CATALOG NUMBER: ISW-AF-800-LED-E1-SLL-7027-ULG

Luminous Intensity Polar Plot



— Vertical Plane Through 85-Deg Lateral - - - Horizontal Cone Through 65-Deg Vertical

REPORT NUMBER: P271855

CATALOG NUMBER: ISW-AF-800-LED-E1-SLL-7027-ULG

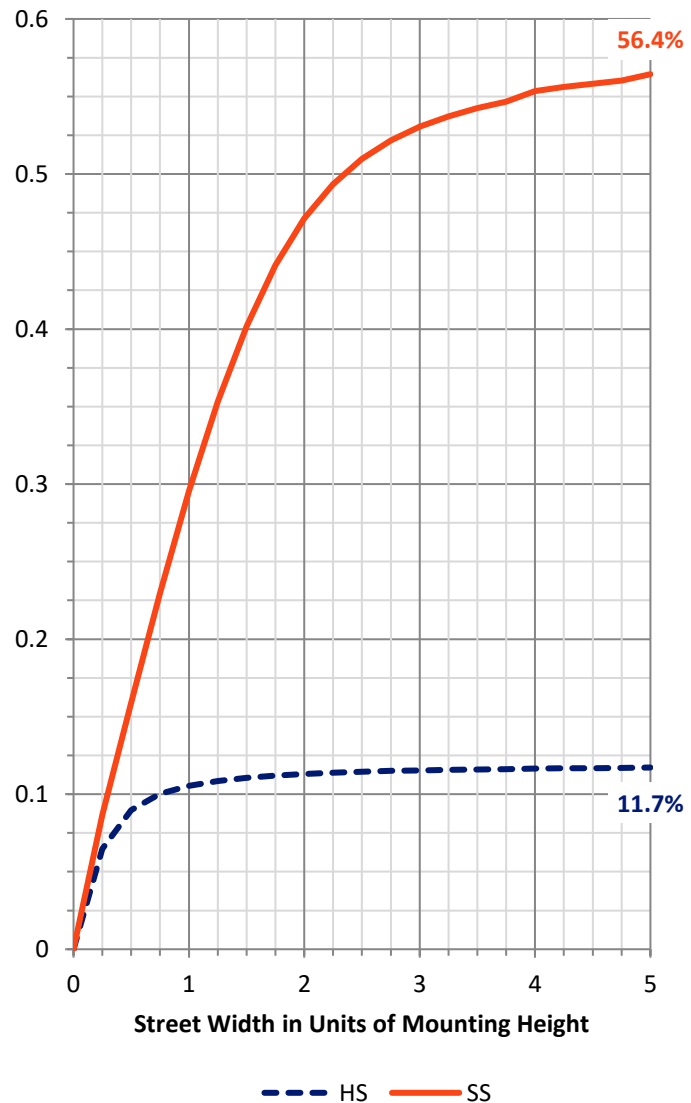
FLUX DISTRIBUTION:

		Downward	Upward	Total
House Side	Lumens	658.9	851.5	1510.4
	% Fixture	11.9	15.4	27.3
Street Side	Lumens	3180.1	851.6	4031.8
	% Fixture	57.4	15.4	72.7
Total	Lumens	3839.0	1703.2	5542.1
	% Fixture	69.3	30.7	100.0

ZONAL LUMENS:

Zone	Lumens	% Fixture
0°-10°	93.9	1.7
10°-20°	180.7	3.3
20°-30°	257.7	4.7
30°-40°	373.9	6.7
40°-50°	534.9	9.7
50°-60°	821.3	14.8
60°-70°	950.6	17.2
70°-80°	484.9	8.8
80°-90°	141.0	2.5
90°-100°	9.2	0.2
100°-110°	56.3	1.0
110°-120°	163.0	2.9
120°-130°	268.1	4.8
130°-140°	330.6	6.0
140°-150°	338.2	6.1
150°-160°	284.9	5.1
160°-170°	187.6	3.4
170°-180°	65.0	1.2
0°-90°	3839.0	69.3
0°-180°	5542.1	100.0

Coefficient of Utilization



REPORT NUMBER: P271855

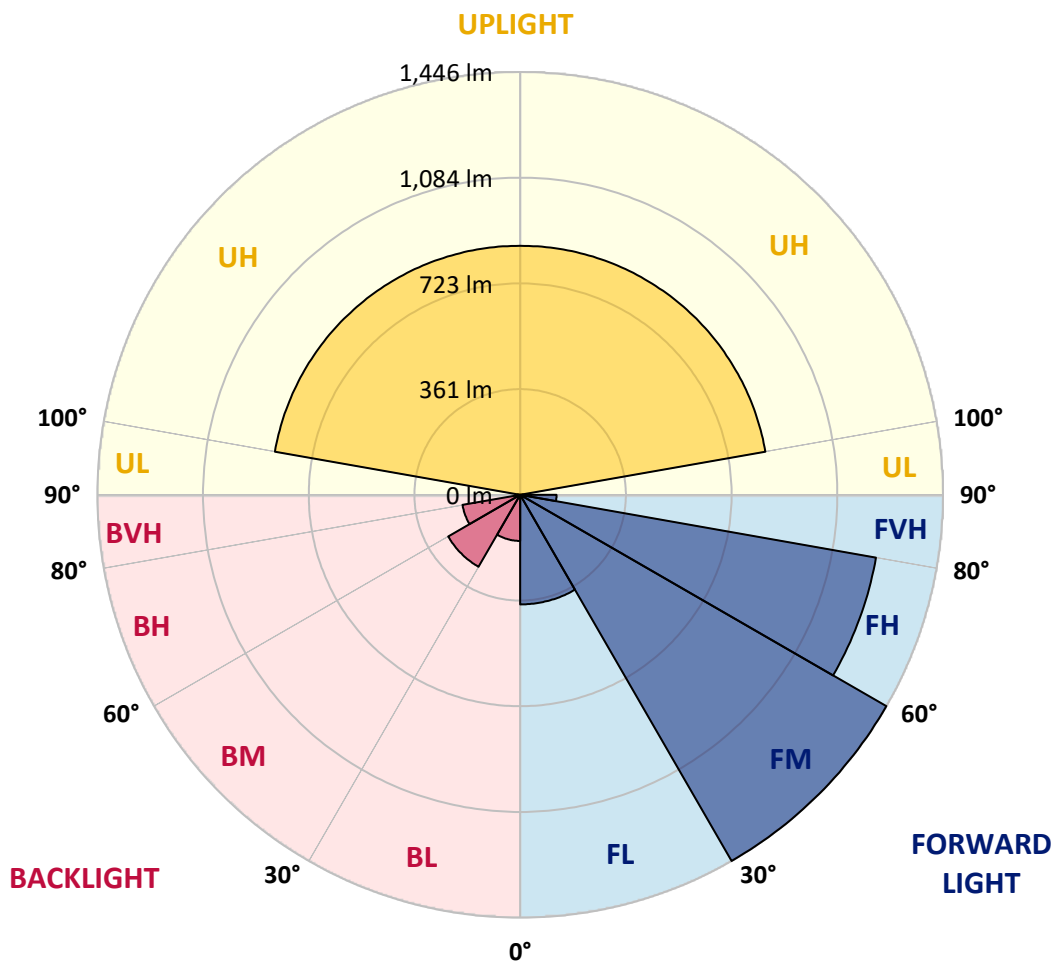
CATALOG NUMBER: ISW-AF-800-LED-E1-SLL-7027-ULG

LUMINAIRE CLASSIFICATION SYSTEM LUMEN TABLE AND BUG RATING:

Zone		Lumens	% Fixture	Zone Rating/Lumen Limit		
				B	U	G
FL	(0°-30°)	374.8	6.8			
FM	(30°-60°)	1445.8	26.1			
FH	(60°-80°)	1235.3	22.3			G1/1800
FVH	(80°-90°)	124.2	2.2			G2/225
BL	(0°-30°)	157.6	2.8	B1/500		
BM	(30°-60°)	284.3	5.1	B1/1000		
BH	(60°-80°)	200.2	3.6	B1/500		G1/500
BVH	(80°-90°)	16.8	0.3			G1/100
UL	(90°-100°)	9.2	0.2		U1/10	
UH	(100°-180°)	851.5	15.4		U4/1000	

BUG Rating: B1-U5-G2

Type IV Short





REPORT NUMBER: P271855

CATALOG NUMBER: ISW-AF-800-LED-E1-SLL-7027-ULG

CANDELA DISTRIBUTION (FULL):

	0°	1°	5°	10°	15°	20°	25°	30°	35°	40°	45°
0°	1268.0	1268.0	1268.0	1268.0	1268.0	1268.0	1268.0	1268.0	1268.0	1268.0	1268.0
2.5°	1312.5	1313.8	1331.8	1349.3	1371.4	1368.1	1386.2	1399.6	1412.0	1413.9	1422.9
5°	1232.5	1245.4	1286.0	1321.0	1364.9	1399.1	1435.9	1465.0	1486.2	1506.3	1509.0
7.5°	1120.1	1129.7	1176.9	1231.8	1295.1	1340.3	1395.9	1444.4	1478.5	1510.8	1518.0
10°	1023.8	1032.8	1085.2	1156.2	1211.7	1270.6	1328.1	1367.4	1412.0	1439.7	1453.4
12.5°	977.3	988.2	1038.0	1102.6	1159.4	1216.2	1259.5	1293.8	1319.0	1324.1	1328.1
15°	995.4	1001.3	1056.0	1113.6	1158.8	1187.2	1198.9	1219.4	1217.7	1227.9	1229.9
17.5°	1068.4	1065.7	1123.9	1163.9	1185.9	1182.7	1164.7	1153.6	1134.3	1128.5	1145.2
20°	1193.7	1202.7	1240.2	1264.7	1242.2	1189.9	1140.1	1105.8	1078.8	1069.6	1067.7
22.5°	1340.3	1351.9	1392.6	1379.7	1322.2	1226.6	1136.2	1081.3	1047.7	1038.0	1034.1
25°	1494.0	1501.8	1522.4	1478.5	1397.9	1273.8	1163.3	1086.5	1041.9	1027.8	1025.8
27.5°	1618.0	1625.8	1616.1	1565.7	1448.9	1326.8	1200.8	1109.7	1051.6	1037.4	1031.0
30°	1719.4	1723.4	1691.1	1628.4	1512.2	1385.5	1249.9	1150.4	1082.5	1050.3	1045.8
32.5°	1833.1	1830.6	1768.0	1681.4	1565.7	1438.5	1306.0	1196.3	1112.3	1072.8	1065.7
35°	1957.9	1935.2	1824.7	1733.7	1602.6	1479.1	1357.1	1244.7	1160.1	1107.8	1098.8
37.5°	2069.0	2045.7	1897.8	1775.1	1639.4	1510.8	1397.1	1307.3	1233.0	1185.2	1181.5
40°	2155.4	2127.1	1953.4	1802.8	1657.5	1534.0	1444.4	1386.2	1337.0	1298.3	1298.3
42.5°	2225.2	2194.2	2007.5	1835.1	1673.6	1569.6	1523.1	1503.0	1492.7	1471.4	1479.1
45°	2292.5	2260.8	2052.1	1855.8	1709.7	1638.7	1645.2	1662.7	1693.7	1681.4	1692.4
47.5°	2356.3	2325.4	2102.6	1888.7	1779.5	1762.7	1796.3	1866.0	1926.9	1974.7	2008.3
50°	2463.6	2426.8	2192.9	1985.6	1889.3	1897.8	1994.7	2131.6	2230.4	2274.3	2271.7
52.5°	2667.1	2614.8	2387.3	2166.4	2046.2	2092.8	2207.1	2379.6	2508.8	2543.0	2556.6
55°	2915.7	2874.4	2668.3	2406.1	2318.9	2335.1	2477.2	2672.2	2771.7	2807.2	2818.8
57.5°	3061.7	3050.7	2921.6	2662.6	2578.0	2571.5	2756.9	2916.3	3002.2	3035.9	3025.5
59°	3096.0	3099.2	3025.5	2844.0	2727.7	2713.6	2902.2	3050.0	3121.8	3132.1	3127.0
60°	3092.8	3110.8	3101.8	2943.5	2822.7	2804.7	2963.5	3104.4	3164.4	3180.6	3162.4
62.5°	3026.2	3057.2	3143.1	3126.3	3037.8	2945.5	3020.4	3122.4	3161.1	3145.7	3132.1
65°	2875.0	2915.7	3035.2	3183.9	3098.5	2920.3	2789.1	2800.7	2859.6	2820.8	2839.5
67.5°	2614.1	2660.6	2723.9	3061.1	2937.1	2638.1	2412.6	2302.1	2274.3	2311.8	2371.3
70°	2126.4	2156.8	2317.0	2793.7	2579.2	2168.4	1885.5	1738.2	1689.2	1775.7	1836.3
72.5°	1499.9	1545.1	1756.3	2311.8	2121.9	1737.0	1426.9	1291.2	1242.2	1245.9	1298.9
75°	912.7	974.0	1227.3	1828.1	1672.4	1330.6	1087.1	989.6	974.8	966.3	957.2
77.5°	602.0	625.3	806.8	1261.5	1127.8	946.3	815.8	855.8	900.4	910.2	921.8
80°	408.2	415.4	523.3	884.9	742.8	698.9	659.4	753.8	838.4	853.9	845.6
82.5°	251.3	272.5	364.9	596.8	592.3	571.6	521.3	594.9	651.1	660.8	678.2
85°	87.1	91.1	224.1	527.0	602.0	608.4	429.5	339.1	381.2	374.1	268.8
87.5°	37.5	42.0	69.8	352.7	407.7	337.1	196.4	174.5	134.4	75.5	73.0
90°	7.5	7.5	6.8	9.2	16.6	13.8	13.7	9.8	7.8	7.4	6.8
92.5°	4.0	4.0	4.0	4.4	4.9	5.4	5.9	5.9	5.9	5.9	5.9
95°	4.9	4.9	4.9	5.4	5.9	6.4	6.8	6.8	6.8	6.8	6.8
97.5°	6.8	6.8	6.8	7.4	7.8	7.8	7.8	8.4	8.8	8.8	8.8
100°	7.8	7.8	7.8	8.4	8.8	9.3	9.8	10.8	11.8	16.2	20.6
102.5°	10.8	10.8	10.8	11.8	12.8	15.2	17.7	22.1	26.5	32.9	39.3
105°	20.6	20.8	21.6	24.1	26.5	30.9	35.3	41.2	47.1	54.4	61.8
107.5°	40.2	40.4	41.2	44.6	48.1	52.6	57.0	64.3	71.7	79.1	86.3



REPORT NUMBER: P271855

CATALOG NUMBER: ISW-AF-800-LED-E1-SLL-7027-ULG

CANDELA DISTRIBUTION (continued):

	0°	1°	5°	10°	15°	20°	25°	30°	35°	40°	45°
110°	64.8	65.1	66.7	69.7	72.7	79.1	85.4	92.7	100.1	106.0	111.9
112.5°	97.2	97.2	97.2	100.6	104.0	111.4	118.8	125.1	131.5	135.9	140.3
115°	137.4	137.2	136.5	140.3	144.3	150.2	156.0	160.4	164.9	167.8	170.8
117.5°	180.6	180.6	180.6	183.1	185.5	189.5	193.3	195.8	198.3	199.7	201.2
120°	220.8	220.4	218.8	220.4	221.8	225.3	228.7	230.7	232.6	235.5	238.5
122.5°	258.2	257.5	255.2	255.7	256.2	259.1	262.0	264.0	266.0	269.0	271.8
125°	292.5	291.7	288.5	289.5	290.5	291.9	293.5	296.4	299.3	301.8	304.3
127.5°	323.9	323.7	322.9	322.9	322.9	324.8	326.8	329.8	332.7	333.2	333.7
130°	356.3	355.9	354.3	354.8	355.3	357.3	359.2	361.2	363.2	364.2	365.1
132.5°	388.7	388.2	386.7	386.2	385.7	389.7	393.5	395.1	396.5	397.1	397.5
135°	421.0	420.5	418.1	418.1	418.1	421.0	424.0	425.4	427.0	428.0	428.9
137.5°	451.5	450.9	448.5	449.5	450.5	450.9	451.5	453.5	455.4	457.3	459.3
140°	479.0	478.3	476.0	477.0	478.0	479.0	480.0	481.0	481.9	484.8	487.8
142.5°	508.4	507.8	505.5	506.5	507.5	507.9	508.4	509.9	511.3	513.3	515.3
145°	539.8	539.1	535.9	534.9	534.0	535.4	536.8	538.4	539.8	540.3	540.8
147.5°	564.3	563.8	561.4	560.9	560.5	561.9	563.3	563.3	563.3	563.9	564.3
150°	584.0	583.4	581.0	581.6	582.0	582.0	582.0	582.0	582.0	582.0	582.0
152.5°	599.7	599.1	596.7	596.7	596.7	597.2	597.7	598.2	598.7	598.7	598.7
155°	617.3	616.6	613.5	613.5	613.5	614.4	615.4	616.9	618.3	617.3	616.3
157.5°	634.0	633.5	631.1	631.1	631.1	631.6	632.0	633.0	634.0	633.6	633.0
160°	650.7	650.1	647.8	647.3	646.8	645.3	643.8	643.4	642.8	642.8	642.8
162.5°	660.5	659.7	656.6	656.6	656.6	654.7	652.7	650.7	648.8	649.7	650.7
165°	668.4	667.8	665.5	664.5	663.5	663.5	663.5	662.1	660.5	660.5	660.5
167.5°	677.2	676.6	674.3	672.8	671.3	672.3	673.3	674.3	675.3	673.8	672.3
170°	685.0	684.5	682.2	680.6	679.2	679.2	679.2	679.7	680.2	679.2	678.2
172.5°	686.0	685.7	684.1	683.1	682.2	681.2	680.2	678.7	677.2	677.2	677.2
175°	687.0	686.7	685.0	684.6	684.1	683.1	682.2	680.2	678.2	677.7	677.2
177.5°	693.9	693.5	692.0	689.4	687.0	686.6	686.0	685.0	684.1	683.1	682.2
180°	687.0	687.0	687.0	687.0	687.0	687.0	687.0	687.0	687.0	687.0	687.0



REPORT NUMBER: P271855

CATALOG NUMBER: ISW-AF-800-LED-E1-SLL-7027-ULG

CANDELA DISTRIBUTION (continued):

	50°	55°	60°	65°	70°	75°	80°	85°	90°	95°	100°
0°	1268.0	1268.0	1268.0	1268.0	1268.0	1268.0	1268.0	1268.0	1268.0	1268.0	1268.0
2.5°	1421.1	1412.7	1417.9	1410.7	1399.1	1391.4	1382.3	1370.6	1357.1	1339.0	1321.0
5°	1503.0	1496.7	1480.5	1457.2	1424.9	1397.9	1365.5	1327.3	1295.7	1255.0	1216.9
7.5°	1510.2	1499.9	1470.2	1426.9	1377.1	1326.8	1288.6	1226.6	1186.6	1122.1	1078.8
10°	1445.6	1446.2	1416.5	1375.8	1324.1	1264.7	1209.8	1142.0	1083.3	1017.3	944.9
12.5°	1350.6	1359.7	1361.0	1324.8	1274.4	1211.7	1150.4	1085.8	1012.7	942.4	875.8
15°	1242.7	1268.6	1270.6	1261.5	1235.0	1182.1	1125.8	1067.7	993.4	916.6	841.6
17.5°	1146.6	1171.1	1193.7	1214.4	1215.7	1190.4	1156.2	1106.5	1032.2	941.7	853.9
20°	1073.6	1100.1	1138.8	1176.9	1218.9	1231.8	1234.5	1202.7	1123.3	1012.7	893.9
22.5°	1043.2	1074.2	1113.6	1185.2	1259.5	1305.5	1331.3	1331.3	1247.9	1118.7	959.9
25°	1036.7	1061.9	1122.1	1211.2	1310.5	1390.7	1439.7	1472.7	1412.7	1255.0	1041.2
27.5°	1041.2	1075.5	1149.8	1240.8	1344.9	1447.5	1528.3	1585.8	1529.5	1348.1	1116.9
30°	1059.3	1110.3	1187.2	1281.5	1388.8	1497.3	1594.9	1667.8	1626.4	1432.7	1188.5
32.5°	1091.0	1153.0	1240.2	1325.4	1432.0	1549.6	1645.9	1742.0	1711.7	1491.5	1226.6
35°	1138.2	1211.2	1290.5	1376.6	1478.5	1596.1	1698.9	1824.7	1813.8	1565.0	1264.7
37.5°	1214.4	1289.2	1362.3	1435.9	1532.8	1647.1	1775.1	1935.8	1926.9	1674.2	1326.1
40°	1348.7	1392.6	1446.9	1494.0	1585.1	1694.2	1831.3	2027.6	2059.8	1768.0	1380.3
42.5°	1515.4	1541.2	1556.8	1569.6	1616.1	1718.9	1871.9	2089.0	2141.9	1837.7	1422.4
45°	1727.9	1720.2	1689.2	1659.3	1654.2	1733.0	1890.7	2134.1	2206.5	1905.5	1465.0
47.5°	1979.1	1962.3	1877.7	1780.2	1725.9	1758.9	1923.6	2200.7	2286.0	1994.7	1518.0
50°	2269.2	2229.8	2091.5	1926.9	1826.7	1831.8	2006.9	2293.0	2390.6	2110.8	1616.8
52.5°	2537.8	2467.5	2302.7	2085.1	1941.7	1959.1	2156.8	2484.3	2605.1	2303.4	1782.8
55°	2775.0	2684.5	2506.9	2268.5	2138.7	2169.0	2396.4	2737.5	2851.8	2532.7	1950.7
57.5°	2976.4	2880.2	2705.2	2495.2	2333.8	2358.9	2610.3	2972.6	3049.5	2738.8	2111.6
59°	3068.3	2973.2	2811.8	2618.0	2466.8	2519.7	2761.4	3089.5	3122.4	2818.3	2172.9
60°	3112.8	3017.8	2875.7	2686.4	2548.2	2618.0	2841.5	3177.9	3149.5	2829.8	2196.2
62.5°	3109.6	3043.0	2949.3	2820.0	2795.0	2911.1	3101.8	3291.7	3168.3	2796.2	2211.0
65°	2854.4	2848.5	2790.5	2805.2	2910.6	3090.1	3207.1	3310.4	3129.5	2662.6	2139.3
67.5°	2380.9	2404.9	2412.6	2503.7	2749.7	3054.6	3157.4	3177.3	2960.9	2376.4	1916.4
70°	1838.3	1785.3	1872.6	2033.4	2388.1	2780.7	2926.7	2857.0	2616.0	1990.1	1565.0
72.5°	1301.6	1317.1	1442.4	1651.1	2012.0	2419.0	2647.7	2267.2	1968.2	1489.5	1109.7
75°	979.2	1052.3	1112.9	1295.7	1634.2	2072.1	2260.8	1558.6	1282.2	1027.0	726.0
77.5°	938.5	932.7	886.2	925.0	1178.1	1451.4	1612.9	972.8	802.8	671.8	438.6
80°	867.5	817.7	733.2	695.6	742.2	932.1	1023.8	625.3	534.2	469.6	247.4
82.5°	673.1	639.4	550.3	547.8	618.8	662.1	704.0	443.1	401.7	380.4	151.8
85°	427.0	438.6	449.6	548.3	686.7	694.4	547.8	270.0	211.9	298.5	96.8
87.5°	126.6	206.0	250.0	424.4	618.8	620.8	412.1	88.6	79.4	93.1	56.2
90°	6.8	6.8	7.8	8.8	8.8	8.8	8.5	6.8	6.8	6.8	7.8
92.5°	6.4	6.8	6.8	6.8	6.4	5.9	5.9	5.9	5.9	5.9	5.9
95°	6.8	6.8	7.4	7.8	7.4	6.8	6.8	6.8	6.8	6.8	6.8
97.5°	10.3	11.8	10.8	9.8	9.3	8.8	8.4	7.8	7.8	7.8	8.4
100°	24.5	28.5	26.9	25.5	24.1	22.5	20.6	18.7	18.7	18.7	20.6
102.5°	44.2	49.0	47.6	46.2	43.7	41.2	39.7	38.3	37.3	38.3	39.7
105°	66.3	70.7	69.7	68.7	66.3	63.8	61.8	59.8	59.8	59.8	61.8
107.5°	89.8	93.2	92.7	92.3	90.3	88.3	86.9	85.4	84.4	85.4	86.9

REPORT NUMBER: P271855

CATALOG NUMBER: ISW-AF-800-LED-E1-SLL-7027-ULG

CANDELA DISTRIBUTION (continued):

	50°	55°	60°	65°	70°	75°	80°	85°	90°	95°	100°
110°	114.8	117.8	118.3	118.8	117.8	116.8	115.3	113.8	114.8	113.8	115.3
112.5°	142.8	145.3	146.2	147.2	146.7	146.2	145.3	144.3	144.3	144.3	145.3
115°	173.2	175.7	177.1	178.7	177.1	175.7	174.7	173.7	174.7	173.7	174.7
117.5°	204.2	207.1	209.0	211.0	208.6	206.1	205.2	204.2	205.2	204.2	205.2
120°	239.9	241.5	243.4	245.3	242.9	240.5	239.5	238.5	238.5	238.5	239.5
122.5°	272.8	273.8	275.8	277.8	275.3	272.8	271.8	270.9	271.8	270.9	271.8
125°	305.7	307.2	308.2	309.2	306.7	304.3	304.3	304.3	304.3	304.3	304.3
127.5°	336.1	338.6	339.1	339.6	339.6	339.6	339.1	338.6	340.5	338.6	339.1
130°	367.6	370.0	372.0	374.0	374.0	374.0	373.0	372.0	373.0	372.0	373.0
132.5°	400.5	403.4	405.9	408.3	407.3	406.3	406.3	406.3	407.3	406.3	406.3
135°	431.8	434.8	437.3	439.7	439.2	438.7	440.2	441.7	442.7	441.7	440.2
137.5°	461.8	464.2	465.2	466.2	466.7	467.2	469.6	472.1	473.0	472.1	469.6
140°	489.3	490.7	491.7	492.7	493.7	494.7	497.1	499.5	501.5	499.5	497.1
142.5°	516.3	517.2	520.2	523.2	523.2	523.2	523.6	524.1	526.0	524.1	523.6
145°	543.3	545.7	548.7	551.6	551.1	550.6	549.1	547.7	549.7	547.7	549.1
147.5°	566.8	569.3	571.7	574.2	574.6	575.2	573.7	572.2	574.2	572.2	573.7
150°	584.0	586.0	587.4	588.9	590.4	591.8	593.3	594.8	598.7	594.8	593.3
152.5°	599.2	599.7	601.1	602.7	604.6	606.5	609.1	611.5	616.3	611.5	609.1
155°	615.4	614.4	616.9	619.3	621.8	624.2	625.2	626.2	629.2	626.2	625.2
157.5°	632.6	632.0	634.0	636.0	637.0	638.0	638.0	638.0	642.8	638.0	638.0
160°	644.4	645.8	648.8	651.7	650.2	648.8	648.3	647.8	653.7	647.8	648.3
162.5°	652.7	654.7	656.6	658.5	658.1	657.6	656.6	655.7	661.5	655.7	656.6
165°	660.1	659.5	662.1	664.5	665.9	667.4	666.5	665.5	669.3	665.5	666.5
167.5°	668.9	665.5	668.4	671.3	673.3	675.3	675.3	675.3	681.2	675.3	675.3
170°	675.7	673.3	674.8	676.2	678.7	681.2	682.2	683.1	688.0	683.1	682.2
172.5°	676.7	676.2	677.7	679.2	680.2	681.2	682.2	683.1	688.0	683.1	682.2
175°	677.2	677.2	679.7	682.2	682.6	683.1	682.2	681.2	686.0	681.2	682.2
177.5°	681.6	681.2	683.6	686.0	687.0	688.0	686.6	685.0	689.0	685.0	686.6
180°	687.0	687.0	687.0	687.0	687.0	687.0	687.0	687.0	687.0	687.0	687.0



REPORT NUMBER: P271855

CATALOG NUMBER: ISW-AF-800-LED-E1-SLL-7027-ULG

CANDELA DISTRIBUTION (continued):

	105°	110°	115°	120°	125°	130°	135°	140°	145°	150°	155°
0°	1268.0	1268.0	1268.0	1268.0	1268.0	1268.0	1268.0	1268.0	1268.0	1268.0	1268.0
2.5°	1302.3	1299.6	1281.5	1251.2	1253.8	1239.5	1221.4	1192.4	1186.6	1170.4	1167.9
5°	1184.7	1154.3	1114.9	1067.1	1049.0	1024.4	999.3	981.2	958.5	937.9	965.7
7.5°	1027.8	983.1	937.2	886.9	857.8	817.7	796.4	755.0	724.8	718.9	695.0
10°	896.6	840.4	788.0	742.8	688.6	651.1	624.0	601.3	580.7	555.5	540.0
12.5°	809.4	746.0	690.4	634.3	608.4	577.5	560.6	539.3	509.7	488.3	467.7
15°	769.9	701.5	640.9	591.6	554.3	525.1	495.4	469.6	437.3	413.4	389.4
17.5°	764.7	675.6	598.8	543.8	503.2	471.5	432.2	397.9	358.5	332.0	312.0
20°	770.6	656.2	560.0	488.3	447.0	391.4	354.7	312.6	273.8	238.9	207.4
22.5°	793.8	645.9	521.9	443.1	381.7	318.4	279.0	225.5	192.5	158.9	146.6
25°	825.5	639.4	488.9	393.4	315.8	253.2	199.6	155.0	140.1	131.8	127.2
27.5°	859.0	627.8	452.2	347.6	262.9	186.7	149.2	130.4	124.7	120.1	116.9
30°	884.3	605.3	406.9	298.5	209.2	159.6	133.1	120.8	116.9	111.7	108.5
32.5°	895.3	570.3	366.3	252.0	176.3	136.9	116.3	109.1	105.3	100.8	98.8
35°	893.4	531.0	345.6	233.8	161.4	121.5	102.0	97.6	92.3	87.9	83.4
37.5°	895.3	494.8	329.4	229.2	155.0	109.9	93.1	89.8	85.9	81.4	77.5
40°	903.0	474.8	321.6	219.6	149.8	105.3	85.9	82.6	82.0	76.9	73.6
42.5°	906.2	476.7	317.8	206.0	136.9	104.0	85.9	78.8	78.8	74.9	71.1
45°	902.3	490.9	320.3	198.3	127.2	97.6	90.4	78.8	76.9	73.6	69.8
47.5°	913.9	501.3	320.3	197.0	120.8	91.1	85.9	86.6	78.2	74.3	68.5
50°	961.7	511.0	313.9	195.1	118.8	84.6	81.4	85.2	87.9	75.5	69.1
52.5°	1046.4	523.3	306.8	191.9	116.3	79.4	75.5	80.1	89.8	79.4	69.1
55°	1132.9	545.2	302.3	186.7	112.4	76.3	68.5	76.9	82.0	78.8	68.5
57.5°	1225.4	569.1	297.8	174.5	103.3	73.0	65.8	67.1	73.6	76.3	66.6
59°	1253.1	580.7	293.8	165.4	95.6	70.3	64.0	62.1	65.8	73.0	65.3
60°	1273.2	581.3	289.3	157.7	91.1	69.1	62.6	60.1	61.4	74.9	65.8
62.5°	1275.1	580.7	275.2	141.4	82.0	66.6	60.7	57.5	56.2	62.6	67.1
65°	1194.9	553.5	249.3	133.1	82.6	64.0	57.5	54.9	52.3	53.6	58.1
67.5°	1045.1	483.7	222.2	134.9	87.1	62.1	54.9	52.3	50.3	49.0	51.0
70°	790.6	401.7	214.4	139.6	91.1	60.7	51.0	48.5	47.1	46.5	46.5
72.5°	547.8	330.8	206.0	142.7	94.3	60.1	47.1	44.6	43.9	43.3	43.3
75°	352.7	240.3	170.5	121.5	85.9	54.9	42.6	40.1	39.3	38.8	39.3
77.5°	208.7	167.9	125.3	85.2	62.6	43.9	36.8	34.9	34.9	34.9	35.6
80°	115.6	99.5	83.4	54.9	44.6	33.0	30.4	28.5	28.5	29.0	30.4
82.5°	69.1	54.9	47.1	34.9	30.4	23.3	22.5	21.3	22.0	22.5	24.0
85°	45.3	34.9	28.5	23.3	20.8	14.8	12.9	13.6	14.2	15.5	16.2
87.5°	25.2	19.3	15.5	13.6	12.3	6.5	5.2	5.2	6.5	7.7	9.1
90°	8.8	8.8	8.8	7.8	6.8	6.8	6.8	7.4	7.8	7.8	7.8
92.5°	5.9	6.4	6.8	6.8	6.8	6.4	5.9	5.9	5.9	5.9	5.9
95°	6.8	7.4	7.8	7.4	6.8	6.8	6.8	6.8	6.8	6.8	6.8
97.5°	8.8	9.3	9.8	10.8	11.8	10.3	8.8	8.8	8.8	8.4	7.8
100°	22.5	24.1	25.5	26.9	28.5	24.5	20.6	16.2	11.8	10.8	9.8
102.5°	41.2	43.7	46.2	47.6	49.0	44.2	39.3	32.9	26.5	22.1	17.7
105°	63.8	66.3	68.7	69.7	70.7	66.3	61.8	54.4	47.1	41.2	35.3
107.5°	88.3	90.3	92.3	92.7	93.2	89.8	86.3	79.1	71.7	64.3	57.0



REPORT NUMBER: P271855
 CATALOG NUMBER: ISW-AF-800-LED-E1-SLL-7027-ULG

REPORT N
 CATALOG

CANDELA DISTRIBUTION (continued):

CANDELA

	105°	110°	115°	120°	125°	130°	135°	140°	145°	150°	155°	
110°	116.8	117.8	118.8	118.3	117.8	114.8	111.9	106.0	100.1	92.7	85.4	0°
112.5°	146.2	146.7	147.2	146.2	145.3	142.8	140.3	135.9	131.5	125.1	118.8	2.5°
115°	175.7	177.1	178.7	177.1	175.7	173.2	170.8	167.8	164.9	160.4	156.0	5°
117.5°	206.1	208.6	211.0	209.0	207.1	204.2	201.2	199.7	198.3	195.8	193.3	7.5°
120°	240.5	242.9	245.3	243.4	241.5	239.9	238.5	235.5	232.6	230.7	228.7	10°
122.5°	272.8	275.3	277.8	275.8	273.8	272.8	271.8	269.0	266.0	264.0	262.0	12.5°
125°	304.3	306.7	309.2	308.2	307.2	305.7	304.3	301.8	299.3	296.4	293.5	15°
127.5°	339.6	339.6	339.6	339.1	338.6	336.1	333.7	333.2	332.7	329.8	326.8	17.5°
130°	374.0	374.0	374.0	372.0	370.0	367.6	365.1	364.2	363.2	361.2	359.2	20°
132.5°	406.3	407.3	408.3	405.9	403.4	400.5	397.5	397.1	396.5	395.1	393.5	22.5°
135°	438.7	439.2	439.7	437.3	434.8	431.8	428.9	428.0	427.0	425.4	424.0	25°
137.5°	467.2	466.7	466.2	465.2	464.2	461.8	459.3	457.3	455.4	453.5	451.5	27.5°
140°	494.7	493.7	492.7	491.7	490.7	489.3	487.8	484.8	481.9	481.0	480.0	30°
142.5°	523.2	523.2	523.2	520.2	517.2	516.3	515.3	513.3	511.3	509.9	508.4	32.5°
145°	550.6	551.1	551.6	548.7	545.7	543.3	540.8	540.3	539.8	538.4	536.8	35°
147.5°	575.2	574.6	574.2	571.7	569.3	566.8	564.3	563.9	563.3	563.3	563.3	37.5°
150°	591.8	590.4	588.9	587.4	586.0	584.0	582.0	582.0	582.0	582.0	582.0	40°
152.5°	606.5	604.6	602.7	601.1	599.7	599.2	598.7	598.7	598.7	598.2	597.7	42.5°
155°	624.2	621.8	619.3	616.9	614.4	615.4	616.3	617.3	618.3	616.9	615.4	45°
157.5°	638.0	637.0	636.0	634.0	632.0	632.6	633.0	633.6	634.0	633.0	632.0	47.5°
160°	648.8	650.2	651.7	648.8	645.8	644.4	642.8	642.8	642.8	643.4	643.8	50°
162.5°	657.6	658.1	658.5	656.6	654.7	652.7	650.7	649.7	648.8	650.7	652.7	52.5°
165°	667.4	665.9	664.5	662.1	659.5	660.1	660.5	660.5	660.5	662.1	663.5	55°
167.5°	675.3	673.3	671.3	668.4	665.5	668.9	672.3	673.8	675.3	674.3	673.3	57.5°
170°	681.2	678.7	676.2	674.8	673.3	675.7	678.2	679.2	680.2	679.7	679.2	59°
172.5°	681.2	680.2	679.2	677.7	676.2	676.7	677.2	677.2	677.2	678.7	680.2	60°
175°	683.1	682.6	682.2	679.7	677.2	677.2	677.2	677.7	678.2	680.2	682.2	62.5°
177.5°	688.0	687.0	686.0	683.6	681.2	681.6	682.2	683.1	684.1	685.0	686.0	65°
180°	687.0	687.0	687.0	687.0	687.0	687.0	687.0	687.0	687.0	687.0	687.0	67.5°
												70°
												72.5°
												75°
												77.5°
												80°
												82.5°
												85°
												87.5°
												90°
												92.5°
												95°
												97.5°
												100°
												102.5°
												105°
												107.5°

NUMBER: P271855
 NUMBER: ISW-AF-800-LED-E1-SLL-7027-ULG

REPORT NUMBER: P
 CATALOG NUMBER:

DISTRIBUTION (continued):

CANDELA DISTRIBUTION

160°	165°	170°	175°	180°	185°	190°	195°	200°	205°	210°	110°	160°
1268.0	1268.0	1268.0	1268.0	1268.0	1268.0	1268.0	1268.0	1268.0	1268.0	1268.0	110°	79.1
1176.9	1158.2	1138.2	1123.3	1129.7	1108.4	1110.3	1104.6	1102.0	1100.6	1087.1	112.5°	111.4
932.1	939.2	909.4	912.7	921.8	899.8	884.9	909.4	906.2	884.3	896.6	115°	150.2
671.8	673.7	660.2	629.8	629.8	645.9	651.7	663.4	671.1	698.3	681.5	117.5°	189.5
513.5	495.4	481.9	468.3	460.5	444.4	448.3	462.4	471.5	487.0	499.3	120°	225.3
446.4	426.3	402.4	381.7	370.8	355.9	346.3	343.1	346.3	336.5	337.1	122.5°	259.1
370.8	352.7	326.2	315.2	294.6	283.0	276.5	268.1	261.6	248.0	242.3	125°	291.9
287.5	263.6	236.4	236.4	221.5	211.9	209.2	207.4	203.5	196.4	189.3	127.5°	324.8
191.2	175.7	160.2	152.4	153.7	152.4	148.6	155.0	155.0	157.7	156.3	130°	357.3
139.6	136.9	131.2	126.6	124.1	123.3	124.1	125.9	129.9	133.1	136.4	132.5°	389.7
125.3	124.1	118.8	114.4	113.6	112.4	112.4	114.4	114.9	115.6	114.9	135°	421.0
116.3	113.6	109.1	105.9	104.7	104.0	104.7	102.7	101.4	102.0	101.4	137.5°	450.9
105.3	103.3	98.8	96.3	95.6	95.6	93.6	93.1	91.8	92.3	91.8	140°	479.0
96.8	94.3	89.8	86.6	86.6	85.9	86.6	85.9	85.2	84.6	84.6	142.5°	507.9
81.4	80.8	76.3	74.9	75.5	77.5	77.5	77.5	78.2	77.5	77.5	145°	535.4
75.5	74.9	70.3	67.1	66.6	66.6	66.6	67.8	69.8	70.3	71.8	147.5°	561.9
71.8	71.1	66.6	64.0	62.6	62.1	61.4	61.4	62.1	64.6	66.6	150°	582.0
69.1	67.8	63.3	60.1	59.4	58.7	58.1	58.1	58.1	58.7	60.7	152.5°	597.2
67.8	65.8	60.7	57.5	56.2	55.5	55.5	56.2	55.5	55.5	55.5	155°	614.4
65.8	64.6	59.4	55.5	54.3	54.3	53.6	53.6	53.6	52.3	52.3	157.5°	631.6
65.3	63.3	58.1	54.3	53.0	52.3	51.7	52.3	51.0	50.3	49.8	160°	645.3
64.0	61.4	55.5	52.3	51.7	50.3	49.8	49.8	49.8	48.5	48.5	162.5°	654.7
63.3	60.1	54.3	51.0	49.8	48.5	47.8	47.8	49.0	47.8	47.8	165°	663.5
62.6	58.1	52.3	48.5	47.8	46.5	45.8	46.5	48.5	47.1	46.5	167.5°	672.3
60.1	56.9	51.0	47.8	46.5	45.3	44.6	45.3	46.5	46.5	46.5	170°	679.2
58.7	55.5	49.8	46.5	45.8	44.6	43.9	43.9	45.8	45.8	45.3	172.5°	681.2
56.9	54.3	48.5	44.6	43.3	43.3	42.6	42.6	43.3	43.3	43.9	175°	683.1
54.3	53.0	47.1	42.6	42.0	41.3	41.3	41.3	41.3	42.6	42.6	177.5°	686.6
51.7	51.0	45.3	41.3	40.1	40.1	40.1	40.1	40.1	40.7	41.3	180°	687.0
47.8	47.8	42.6	38.8	38.1	37.5	37.5	37.5	37.5	38.1	38.8		
43.9	44.6	39.3	35.6	34.9	34.9	34.9	34.9	35.6	35.6	36.2		
40.1	40.7	35.6	31.6	31.6	31.6	31.6	31.6	31.6	31.6	33.0		
36.2	36.2	30.4	26.5	27.1	27.8	28.5	27.8	27.8	28.5	30.4		
31.0	30.4	25.2	22.0	22.0	23.3	24.0	23.3	24.0	24.0	26.5		
24.5	24.5	19.3	16.2	16.2	18.8	18.8	18.8	19.3	20.0	22.0		
18.8	18.1	13.6	11.0	11.0	12.9	13.6	14.2	14.8	15.5	16.8		
11.0	11.0	7.1	4.5	5.2	5.7	7.7	7.7	7.7	9.1	11.0		
7.4	7.5	5.9	4.9	4.9	4.9	5.9	6.8	7.4	7.8	7.8		
5.4	4.9	4.4	4.0	4.0	4.0	4.4	4.9	5.4	5.9	5.9		
6.4	5.9	5.4	4.9	4.9	4.9	5.4	5.9	6.4	6.8	6.8		
7.8	7.8	7.4	6.8	6.8	6.8	7.4	7.8	7.8	7.8	8.4		
9.3	8.8	8.4	7.8	7.8	7.8	8.4	8.8	9.3	9.8	10.8		
15.2	12.8	11.8	10.8	10.8	10.8	11.8	12.8	15.2	17.7	22.1		
30.9	26.5	24.1	21.6	20.6	21.6	24.1	26.5	30.9	35.3	41.2		
52.6	48.1	44.6	41.2	40.2	41.2	44.6	48.1	52.6	57.0	64.3		

271855
 ISW-AF-800-LED-E1-SLL-7027-ULG

REPORT NUMBER: P271855
 CATALOG NUMBER: ISW-AF-800-LED-E1-SLL-7027-ULG

TION (continued):

CANDELA DISTRIBUTION (con

165°	170°	175°	180°	185°	190°	195°	200°	205°	210°		215°	220°
72.7	69.7	66.7	64.8	66.7	69.7	72.7	79.1	85.4	92.7	0°	1268.0	1268.0
104.0	100.6	97.2	97.2	97.2	100.6	104.0	111.4	118.8	125.1	2.5°	1098.8	1098.1
144.3	140.3	136.5	137.4	136.5	140.3	144.3	150.2	156.0	160.4	5°	901.7	895.9
185.5	183.1	180.6	180.6	180.6	183.1	185.5	189.5	193.3	195.8	7.5°	698.9	720.2
221.8	220.4	218.8	220.8	218.8	220.4	221.8	225.3	228.7	230.7	10°	503.8	518.7
256.2	255.7	255.2	258.2	255.2	255.7	256.2	259.1	262.0	264.0	12.5°	350.8	358.5
290.5	289.5	288.5	292.5	288.5	289.5	290.5	291.9	293.5	296.4	15°	241.6	257.1
322.9	322.9	322.9	323.9	322.9	322.9	322.9	324.8	326.8	329.8	17.5°	187.9	189.9
355.3	354.8	354.3	356.3	354.3	354.8	355.3	357.3	359.2	361.2	20°	155.0	156.3
385.7	386.2	386.7	388.7	386.7	386.2	385.7	389.7	393.5	395.1	22.5°	137.6	140.1
418.1	418.1	418.1	421.0	418.1	418.1	418.1	421.0	424.0	425.4	25°	115.6	118.1
450.5	449.5	448.5	451.5	448.5	449.5	450.5	450.9	451.5	453.5	27.5°	102.0	104.7
478.0	477.0	476.0	479.0	476.0	477.0	478.0	479.0	480.0	481.0	30°	93.6	95.0
507.5	506.5	505.5	508.4	505.5	506.5	507.5	507.9	508.4	509.9	32.5°	85.2	85.2
534.0	534.9	535.9	539.8	535.9	534.9	534.0	535.4	536.8	538.4	35°	78.2	78.8
560.5	560.9	561.4	564.3	561.4	560.9	560.5	561.9	563.3	563.3	37.5°	73.0	74.3
582.0	581.6	581.0	584.0	581.0	581.6	582.0	582.0	582.0	582.0	40°	68.5	69.1
596.7	596.7	596.7	599.7	596.7	596.7	596.7	597.2	597.7	598.2	42.5°	62.1	63.3
613.5	613.5	613.5	617.3	613.5	613.5	613.5	614.4	615.4	616.9	45°	56.2	56.9
631.1	631.1	631.1	634.0	631.1	631.1	631.1	631.6	632.0	633.0	47.5°	52.3	52.3
646.8	647.3	647.8	650.7	647.8	647.3	646.8	645.3	643.8	643.4	50°	49.8	50.3
656.6	656.6	656.6	660.5	656.6	656.6	656.6	654.7	652.7	650.7	52.5°	48.5	49.0
663.5	664.5	665.5	668.4	665.5	664.5	663.5	663.5	663.5	662.1	55°	47.8	49.0
671.3	672.8	674.3	677.2	674.3	672.8	671.3	672.3	673.3	674.3	57.5°	47.8	48.5
679.2	680.6	682.2	685.0	682.2	680.6	679.2	679.2	679.2	679.7	59°	47.1	47.8
682.2	683.1	684.1	686.0	684.1	683.1	682.2	681.2	680.2	678.7	60°	47.1	48.5
684.1	684.6	685.0	687.0	685.0	684.6	684.1	683.1	682.2	680.2	62.5°	45.3	46.5
687.0	689.4	692.0	693.9	692.0	689.4	687.0	686.6	686.0	685.0	65°	43.9	45.3
687.0	687.0	687.0	687.0	687.0	687.0	687.0	687.0	687.0	687.0	67.5°	42.0	43.9
										70°	40.1	42.0
										72.5°	37.5	40.1
										75°	34.9	36.8
										77.5°	31.6	33.6
										80°	27.8	28.5
										82.5°	23.3	23.3
										85°	17.4	15.5
										87.5°	9.7	10.3
										90°	7.8	7.4
										92.5°	5.9	5.9
										95°	6.8	6.8
										97.5°	8.8	8.8
										100°	11.8	16.2
										102.5°	26.5	32.9
										105°	47.1	54.4
										107.5°	71.7	79.1



REPORT NUMBER: P271855

CATALOG NUMBER: ISW-AF-800-LED-E1-

00-LED-E1-SLL-7027-ULG

tinued):

CANDELA DISTRIBUTION (continued):

225°	230°	235°	240°	245°	250°	255°	260°	265°		215°	220°	225°
1268.0	1268.0	1268.0	1268.0	1268.0	1268.0	1268.0	1268.0	1268.0	110°	100.1	106.0	111.9
1084.5	1084.5	1103.8	1105.8	1083.3	1089.0	1100.1	1087.1	1101.3	112.5°	131.5	135.9	140.3
910.2	902.3	903.0	897.9	906.9	896.6	907.6	903.7	900.4	115°	164.9	167.8	170.8
706.7	720.2	710.5	691.8	706.7	695.0	673.1	675.0	650.5	117.5°	198.3	199.7	201.2
531.0	521.3	516.1	507.0	483.2	487.7	463.2	467.0	475.5	120°	232.6	235.5	238.5
366.3	359.1	367.6	361.7	352.0	353.9	359.1	364.4	377.8	122.5°	266.0	269.0	271.8
257.1	253.8	252.0	255.7	266.8	272.5	281.0	296.5	304.3	125°	299.3	301.8	304.3
193.1	193.8	191.9	197.6	206.7	211.2	213.2	214.4	223.5	127.5°	332.7	333.2	333.7
159.6	162.1	161.4	163.4	160.9	158.2	160.2	156.3	153.1	130°	363.2	364.2	365.1
139.6	140.1	136.9	136.4	132.4	129.2	126.6	126.6	125.3	132.5°	396.5	397.1	397.5
118.1	118.8	115.6	115.6	114.9	116.9	115.6	113.1	112.4	135°	427.0	428.0	428.9
105.9	104.7	102.7	102.7	101.4	101.4	102.0	102.7	102.0	137.5°	455.4	457.3	459.3
95.0	93.6	93.1	93.6	93.1	93.6	94.3	93.6	94.3	140°	481.9	484.8	487.8
87.1	85.9	85.9	86.6	85.9	86.6	86.6	86.6	85.9	142.5°	511.3	513.3	515.3
80.8	79.4	79.4	79.4	78.8	77.5	76.3	74.3	72.3	145°	539.8	540.3	540.8
75.5	74.9	73.6	73.0	71.1	67.1	65.8	65.8	65.8	147.5°	563.3	563.9	564.3
71.1	69.8	69.1	66.6	64.0	62.6	62.6	62.6	62.6	150°	582.0	582.0	582.0
65.3	63.3	62.1	61.4	60.7	60.7	60.1	60.1	60.1	152.5°	598.7	598.7	598.7
58.1	57.5	57.5	58.1	58.1	58.1	58.1	57.5	58.1	155°	618.3	617.3	616.3
53.6	53.6	54.3	54.9	55.5	56.2	56.9	56.2	56.9	157.5°	634.0	633.6	633.0
51.7	51.7	51.7	53.0	53.6	54.3	55.5	55.5	55.5	160°	642.8	642.8	642.8
50.3	50.3	51.0	51.7	52.3	53.0	53.6	54.3	54.9	162.5°	648.8	649.7	650.7
49.8	50.3	49.8	50.3	51.0	52.3	53.0	53.0	53.6	165°	660.5	660.5	660.5
49.8	49.8	49.8	49.8	51.0	51.7	51.0	51.7	52.3	167.5°	675.3	673.8	672.3
49.8	49.8	49.0	49.8	50.3	51.0	50.3	50.3	51.7	170°	680.2	679.2	678.2
49.0	49.8	49.0	49.0	49.8	50.3	49.8	50.3	51.0	172.5°	677.2	677.2	677.2
47.8	48.5	47.8	48.5	48.5	49.0	49.0	49.0	49.8	175°	678.2	677.7	677.2
46.5	46.5	46.5	47.1	47.1	47.8	47.8	48.5	47.8	177.5°	684.1	683.1	682.2
45.3	45.3	45.3	45.8	45.8	46.5	47.1	46.5	46.5	180°	687.0	687.0	687.0
43.9	43.3	42.6	43.3	43.9	43.9	44.6	43.9	44.6				
42.0	41.3	40.7	40.7	41.3	41.3	42.0	41.3	41.3				
38.8	38.8	37.5	37.5	37.5	37.5	38.1	37.5	36.8				
34.9	34.9	33.6	33.6	33.6	33.6	33.0	33.0	33.0				
29.0	29.7	29.7	29.0	29.0	28.5	28.5	27.8	27.1				
22.0	23.3	24.0	24.0	24.0	24.0	24.0	22.5	21.3				
15.5	17.4	19.3	19.3	18.8	18.8	18.8	16.8	14.8				
9.7	11.6	12.3	13.6	11.6	11.0	11.0	9.7	9.1				
6.8	6.8	8.2	8.5	10.8	10.8	11.4	9.2	7.5				
5.9	6.4	6.8	6.8	6.8	6.4	5.9	5.9	5.9				
6.8	6.8	6.8	7.4	7.8	7.4	6.8	6.8	6.8				
8.8	10.3	11.8	10.8	9.8	9.3	8.8	8.4	7.8				
20.6	24.5	28.5	26.9	25.5	24.1	22.5	20.6	18.7				
39.3	44.2	49.0	47.6	46.2	43.7	41.2	39.7	38.3				
61.8	66.3	70.7	69.7	68.7	66.3	63.8	61.8	59.8				
86.3	89.8	93.2	92.7	92.3	90.3	88.3	86.9	85.4				



REPORT NUMBER: P271855

CATALOG NUMBER: ISW-AF-800-LED-E1-SLL-7027-

SLL-7027-ULG

CANDELA DISTRIBUTION (continued):

230°	235°	240°	245°	250°	255°	260°	265°		270°	275°	280°	285°
114.8	117.8	118.3	118.8	117.8	116.8	115.3	113.8	0°	1268.0	1268.0	1268.0	1268.0
142.8	145.3	146.2	147.2	146.7	146.2	145.3	144.3	2.5°	1089.0	1112.9	1116.1	1119.4
173.2	175.7	177.1	178.7	177.1	175.7	174.7	173.7	5°	895.3	919.1	905.6	911.4
204.2	207.1	209.0	211.0	208.6	206.1	205.2	204.2	7.5°	653.7	638.2	658.2	670.5
239.9	241.5	243.4	245.3	242.9	240.5	239.5	238.5	10°	477.3	495.4	503.2	517.4
272.8	273.8	275.8	277.8	275.3	272.8	271.8	270.9	12.5°	396.0	407.7	421.8	444.4
305.7	307.2	308.2	309.2	306.7	304.3	304.3	304.3	15°	321.1	329.4	347.6	369.5
336.1	338.6	339.1	339.6	339.6	339.6	339.1	338.6	17.5°	233.8	246.0	257.7	275.8
367.6	370.0	372.0	374.0	374.0	374.0	373.0	372.0	20°	156.9	162.1	176.3	184.7
400.5	403.4	405.9	408.3	407.3	406.3	406.3	406.3	22.5°	125.9	127.9	130.4	137.6
431.8	434.8	437.3	439.7	439.2	438.7	440.2	441.7	25°	113.1	114.4	116.3	118.8
461.8	464.2	465.2	466.2	466.7	467.2	469.6	472.1	27.5°	102.7	103.3	105.3	106.6
489.3	490.7	491.7	492.7	493.7	494.7	497.1	499.5	30°	93.6	93.1	93.6	95.6
516.3	517.2	520.2	523.2	523.2	523.2	523.6	524.1	32.5°	84.0	84.0	85.2	85.2
543.3	545.7	548.7	551.6	551.1	550.6	549.1	547.7	35°	72.3	71.8	73.0	74.9
566.8	569.3	571.7	574.2	574.6	575.2	573.7	572.2	37.5°	66.6	67.1	68.5	69.8
584.0	586.0	587.4	588.9	590.4	591.8	593.3	594.8	40°	63.3	64.0	65.3	66.6
599.2	599.7	601.1	602.7	604.6	606.5	609.1	611.5	42.5°	60.1	61.4	62.6	64.6
615.4	614.4	616.9	619.3	621.8	624.2	625.2	626.2	45°	58.1	59.4	61.4	63.3
632.6	632.0	634.0	636.0	637.0	638.0	638.0	638.0	47.5°	57.5	58.7	60.7	63.3
644.4	645.8	648.8	651.7	650.2	648.8	648.3	647.8	50°	56.2	58.1	60.1	62.6
652.7	654.7	656.6	658.5	658.1	657.6	656.6	655.7	52.5°	56.2	57.5	59.4	62.6
660.1	659.5	662.1	664.5	665.9	667.4	666.5	665.5	55°	54.3	56.2	58.1	61.4
668.9	665.5	668.4	671.3	673.3	675.3	675.3	675.3	57.5°	53.0	54.3	56.9	60.7
675.7	673.3	674.8	676.2	678.7	681.2	682.2	683.1	59°	52.3	53.6	56.2	60.1
676.7	676.2	677.7	679.2	680.2	681.2	682.2	683.1	60°	51.0	53.0	55.5	59.4
677.2	677.2	679.7	682.2	682.6	683.1	682.2	681.2	62.5°	49.8	51.7	54.3	58.1
681.6	681.2	683.6	686.0	687.0	688.0	686.6	685.0	65°	47.8	50.3	53.0	55.5
687.0	687.0	687.0	687.0	687.0	687.0	687.0	687.0	67.5°	46.5	47.8	50.3	53.0
								70°	43.9	45.3	47.1	49.0
								72.5°	40.7	41.3	42.6	44.6
								75°	36.2	36.8	37.5	39.3
								77.5°	31.6	31.6	32.2	34.9
								80°	26.5	26.5	27.1	28.5
								82.5°	20.0	20.0	21.3	23.3
								85°	14.2	13.6	15.5	16.8
								87.5°	8.4	7.7	8.4	8.4
								90°	7.5	8.8	9.2	10.2
								92.5°	5.9	5.9	5.9	5.9
								95°	6.8	6.8	6.8	6.8
								97.5°	7.8	7.8	8.4	8.8
								100°	18.7	18.7	20.6	22.5
								102.5°	37.3	38.3	39.7	41.2
								105°	59.8	59.8	61.8	63.8
								107.5°	84.4	85.4	86.9	88.3



REPORT NUMBER: P271855

CATALOG NUMBER: ISW-AF-800-LED-E1-SLL-7027-ULG

ULG

CANDELA DISTRIBUTION (continued):

290°	295°	300°	305°	310°	315°	320°		270°	275°	280°	285°	290°
1268.0	1268.0	1268.0	1268.0	1268.0	1268.0	1268.0	110°	114.8	113.8	115.3	116.8	117.8
1132.3	1125.8	1131.1	1151.1	1158.2	1167.2	1197.6	112.5°	144.3	144.3	145.3	146.2	146.7
925.6	934.0	925.6	966.3	968.2	995.4	1006.3	115°	174.7	173.7	174.7	175.7	177.1
680.2	691.2	709.2	736.4	744.2	782.9	815.8	117.5°	205.2	204.2	205.2	206.1	208.6
531.0	545.2	570.3	587.1	603.9	626.6	653.1	120°	238.5	238.5	239.5	240.5	242.9
471.5	486.4	508.4	529.7	553.5	571.1	593.0	122.5°	271.8	270.9	271.8	272.8	275.3
394.1	417.3	438.6	466.4	486.4	518.1	543.8	125°	304.3	304.3	304.3	304.3	306.7
301.0	333.3	354.7	388.2	418.6	446.4	481.2	127.5°	340.5	338.6	339.1	339.6	339.6
209.2	234.5	261.6	297.8	337.1	375.3	421.8	130°	373.0	372.0	373.0	374.0	374.0
144.1	157.7	178.2	215.8	256.5	311.4	361.7	132.5°	407.3	406.3	406.3	406.3	407.3
122.7	127.9	135.6	153.7	187.9	248.0	303.5	135°	442.7	441.7	440.2	438.7	439.2
109.1	113.1	118.1	127.2	145.3	186.7	248.0	137.5°	473.0	472.1	469.6	467.2	466.7
100.1	104.7	109.9	116.3	125.9	154.4	200.2	140°	501.5	499.5	497.1	494.7	493.7
87.9	91.1	95.6	102.7	109.9	132.4	177.0	142.5°	526.0	524.1	523.6	523.2	523.2
77.5	81.4	87.1	92.3	99.5	117.6	160.9	145°	549.7	547.7	549.1	550.6	551.1
72.3	76.3	81.4	85.9	91.1	105.9	149.2	147.5°	574.2	572.2	573.7	575.2	574.6
69.1	73.0	78.2	82.0	85.2	102.0	144.6	150°	598.7	594.8	593.3	591.8	590.4
67.1	71.8	76.3	78.8	85.2	104.0	133.7	152.5°	616.3	611.5	609.1	606.5	604.6
66.6	71.1	76.3	80.8	93.6	98.2	126.6	155°	629.2	626.2	625.2	624.2	621.8
67.1	71.1	77.5	90.4	91.1	93.1	118.8	157.5°	642.8	638.0	638.0	638.0	637.0
67.1	73.0	86.6	94.3	86.6	87.9	111.7	160°	653.7	647.8	648.3	648.8	650.2
67.8	75.5	89.8	87.9	84.0	82.0	104.0	162.5°	661.5	655.7	656.6	657.6	658.1
67.8	74.3	85.9	82.6	77.5	78.2	95.0	165°	669.3	665.5	666.5	667.4	665.9
65.8	74.3	82.6	74.9	71.1	74.3	87.1	167.5°	681.2	675.3	675.3	675.3	673.3
64.6	76.3	73.6	69.1	69.1	72.3	83.4	170°	688.0	683.1	682.2	681.2	678.7
64.0	78.2	69.8	67.1	67.1	71.8	81.4	172.5°	688.0	683.1	682.2	681.2	680.2
62.1	73.0	64.0	62.6	64.6	67.8	78.8	175°	686.0	681.2	682.2	683.1	682.6
58.1	60.7	58.7	58.7	61.4	65.3	77.5	177.5°	689.0	685.0	686.6	688.0	687.0
53.6	54.9	54.9	55.5	58.1	61.4	78.8	180°	687.0	687.0	687.0	687.0	687.0
49.8	49.8	51.0	51.7	53.6	58.1	75.5						
45.3	45.8	45.8	47.1	48.5	53.0	73.0						
40.1	40.1	41.3	41.3	43.3	47.8	65.3						
34.9	34.9	34.9	35.6	36.8	41.3	53.6						
29.0	29.0	29.0	29.7	30.4	34.2	40.7						
23.3	22.5	22.0	22.0	23.3	26.5	31.6						
16.2	16.2	15.5	15.5	15.5	17.4	21.3						
9.1	7.7	8.4	9.1	8.4	9.7	11.6						
9.5	10.2	9.8	9.4	9.4	9.4	11.2						
6.4	6.8	6.8	6.8	6.4	5.9	5.9						
7.4	7.8	7.4	6.8	6.8	6.8	6.8						
9.3	9.8	10.8	11.8	10.3	8.8	8.8						
24.1	25.5	26.9	28.5	24.5	20.6	16.2						
43.7	46.2	47.6	49.0	44.2	39.3	32.9						
66.3	68.7	69.7	70.7	66.3	61.8	54.4						
90.3	92.3	92.7	93.2	89.8	86.3	79.1						



REPORT NUMBER: P271855

CATALOG NUMBER: ISW-AF-800-LED-E1-SLL-7027-ULG

CANDELA DISTRIBUTION (continued):

295°	300°	305°	310°	315°	320°		325°	330°	335°	340°	345°	350°
118.8	118.3	117.8	114.8	111.9	106.0	0°	1268.0	1268.0	1268.0	1268.0	1268.0	1268.0
147.2	146.2	145.3	142.8	140.3	135.9	2.5°	1193.7	1210.5	1237.0	1242.2	1263.5	1278.3
178.7	177.1	175.7	173.2	170.8	167.8	5°	1011.5	1051.6	1065.7	1093.6	1142.0	1166.6
211.0	209.0	207.1	204.2	201.2	199.7	7.5°	834.5	864.9	899.1	943.7	979.2	1021.2
245.3	243.4	241.5	239.9	238.5	235.5	10°	686.7	730.0	774.5	810.6	860.4	910.7
277.8	275.8	273.8	272.8	271.8	269.0	12.5°	609.8	633.7	677.6	728.6	790.6	846.8
309.2	308.2	307.2	305.7	304.3	301.8	15°	569.7	598.1	645.3	699.5	765.4	835.2
339.6	339.1	338.6	336.1	333.7	333.2	17.5°	520.0	565.2	618.8	696.4	781.5	878.5
374.0	372.0	370.0	367.6	365.1	364.2	20°	470.9	525.8	596.1	698.3	816.5	942.4
408.3	405.9	403.4	400.5	397.5	397.1	22.5°	427.6	492.8	582.0	709.9	861.0	1029.0
439.7	437.3	434.8	431.8	428.9	428.0	25°	376.6	463.7	571.1	733.7	929.5	1145.2
466.2	465.2	464.2	461.8	459.3	457.3	27.5°	335.9	435.9	554.8	754.5	992.2	1257.0
492.7	491.7	490.7	489.3	487.8	484.8	30°	290.7	403.7	532.2	761.5	1068.4	1348.7
523.2	520.2	517.2	516.3	515.3	513.3	32.5°	254.5	373.3	506.5	755.0	1102.6	1412.7
551.6	548.7	545.7	543.3	540.8	540.3	35°	237.1	351.3	484.5	732.5	1131.1	1481.8
574.2	571.7	569.3	566.8	564.3	563.9	37.5°	225.5	327.5	463.2	695.0	1163.3	1550.3
588.9	587.4	586.0	584.0	582.0	582.0	40°	210.6	308.7	445.6	667.9	1188.5	1607.1
602.7	601.1	599.7	599.2	598.7	598.7	42.5°	197.0	291.9	432.2	643.9	1194.9	1658.1
619.3	616.9	614.4	615.4	616.3	617.3	45°	185.4	281.6	421.8	645.3	1199.5	1729.1
636.0	634.0	632.0	632.6	633.0	633.6	47.5°	176.3	272.0	417.9	667.2	1247.3	1828.1
651.7	648.8	645.8	644.4	642.8	642.8	50°	167.9	263.6	411.4	709.9	1324.1	1961.7
658.5	656.6	654.7	652.7	650.7	649.7	52.5°	158.2	252.0	403.1	753.8	1408.1	2140.6
664.5	662.1	659.5	660.1	660.5	660.5	55°	145.3	236.4	394.1	790.6	1522.4	2358.3
671.3	668.4	665.5	668.9	672.3	673.8	57.5°	125.3	218.3	388.2	809.4	1592.9	2483.6
676.2	674.8	673.3	675.7	678.2	679.2	59°	114.9	201.0	384.9	800.3	1611.6	2504.9
679.2	677.7	676.2	676.7	677.2	677.2	60°	109.1	190.5	379.8	789.3	1616.8	2491.4
682.2	679.7	677.2	677.2	677.2	677.7	62.5°	101.4	166.0	358.5	734.5	1544.5	2327.3
686.0	683.6	681.2	681.6	682.2	683.1	65°	103.3	156.9	310.1	625.3	1378.4	2006.9
687.0	687.0	687.0	687.0	687.0	687.0	67.5°	105.9	153.1	268.1	505.0	1098.8	1660.7
						70°	104.0	151.2	243.5	401.7	822.8	1243.4
						72.5°	101.4	142.7	211.2	323.0	521.9	870.6
						75°	89.8	120.1	166.0	221.5	329.4	634.3
						77.5°	70.3	92.3	117.6	137.6	167.4	447.6
						80°	51.7	67.1	76.9	82.6	93.1	305.5
						82.5°	36.8	45.3	49.0	52.3	62.1	228.7
						85°	27.8	31.6	34.2	34.2	42.0	161.4
						87.5°	15.5	16.2	16.2	17.4	20.8	43.9
						90°	12.4	12.4	11.7	11.9	10.2	8.4
						92.5°	5.9	5.9	5.9	5.4	4.9	4.4
						95°	6.8	6.8	6.8	6.4	5.9	5.4
						97.5°	8.8	8.4	7.8	7.8	7.8	7.4
						100°	11.8	10.8	9.8	9.3	8.8	8.4
						102.5°	26.5	22.1	17.7	15.2	12.8	11.8
						105°	47.1	41.2	35.3	30.9	26.5	24.1
						107.5°	71.7	64.3	57.0	52.6	48.1	44.6



REPORT NUMBER: P271855

CATALOG NUMBER: ISW-AF-800-LED-E1-SLL-7027-ULG

CANDELA DISTRIBUTION (continued):

355°	359°	360°		325°	330°	335°	340°	345°	350°	355°
1268.0	1268.0	1268.0	110°	100.1	92.7	85.4	79.1	72.7	69.7	66.7
1295.1	1304.8	1312.5	112.5°	131.5	125.1	118.8	111.4	104.0	100.6	97.2
1204.0	1227.9	1232.5	115°	164.9	160.4	156.0	150.2	144.3	140.3	136.5
1067.7	1106.5	1120.1	117.5°	198.3	195.8	193.3	189.5	185.5	183.1	180.6
967.7	1009.5	1023.8	120°	232.6	230.7	228.7	225.3	221.8	220.4	218.8
912.7	961.7	977.3	122.5°	266.0	264.0	262.0	259.1	256.2	255.7	255.2
913.9	972.8	995.4	125°	299.3	296.4	293.5	291.9	290.5	289.5	288.5
973.4	1040.6	1068.4	127.5°	332.7	329.8	326.8	324.8	322.9	322.9	322.9
1075.5	1173.0	1193.7	130°	363.2	361.2	359.2	357.3	355.3	354.8	354.3
1213.7	1309.3	1340.3	132.5°	396.5	395.1	393.5	389.7	385.7	386.2	386.7
1343.5	1470.2	1494.0	135°	427.0	425.4	424.0	421.0	418.1	418.1	418.1
1471.4	1596.7	1618.0	137.5°	455.4	453.5	451.5	450.9	450.5	449.5	448.5
1570.2	1701.4	1719.4	140°	481.9	481.0	480.0	479.0	478.0	477.0	476.0
1665.2	1813.0	1833.1	142.5°	511.3	509.9	508.4	507.9	507.5	506.5	505.5
1771.2	1934.6	1957.9	145°	539.8	538.4	536.8	535.4	534.0	534.9	535.9
1866.8	2054.1	2069.0	147.5°	563.3	563.3	563.3	561.9	560.5	560.9	561.4
1972.7	2151.6	2155.4	150°	582.0	582.0	582.0	582.0	582.0	581.6	581.0
2059.3	2223.9	2225.2	152.5°	598.7	598.2	597.7	597.2	596.7	596.7	596.7
2143.2	2291.8	2292.5	155°	618.3	616.9	615.4	614.4	613.5	613.5	613.5
2231.0	2366.0	2356.3	157.5°	634.0	633.0	632.0	631.6	631.1	631.1	631.1
2369.9	2453.9	2463.6	160°	642.8	643.4	643.8	645.3	646.8	647.3	647.8
2581.1	2656.1	2667.1	162.5°	648.8	650.7	652.7	654.7	656.6	656.6	656.6
2826.6	2930.6	2915.7	165°	660.5	662.1	663.5	663.5	663.5	664.5	665.5
2930.6	3049.5	3061.7	167.5°	675.3	674.3	673.3	672.3	671.3	672.8	674.3
2913.1	3075.3	3096.0	170°	680.2	679.7	679.2	679.2	679.2	680.6	682.2
2885.4	3067.5	3092.8	172.5°	677.2	678.7	680.2	681.2	682.2	683.1	684.1
2727.7	2986.8	3026.2	175°	678.2	680.2	682.2	683.1	684.1	684.6	685.0
2463.0	2819.5	2875.0	177.5°	684.1	685.0	686.0	686.6	687.0	689.4	692.0
2122.5	2569.5	2614.1	180°	687.0	687.0	687.0	687.0	687.0	687.0	687.0
1656.1	2088.3	2126.4								
1100.6	1434.0	1499.9								
699.5	925.0	912.7								
516.1	601.3	602.0								
374.6	412.7	408.2								
290.1	252.0	251.3								
101.4	89.1	87.1								
43.9	36.8	37.5								
6.8	6.8	7.5								
4.0	4.0	4.0								
4.9	4.9	4.9								
6.8	6.8	6.8								
7.8	7.8	7.8								
10.8	10.8	10.8								
21.6	20.8	20.6								
41.2	40.4	40.2								



359°	360°
65.1	64.8
97.2	97.2
137.2	137.4
180.6	180.6
220.4	220.8
257.5	258.2
291.7	292.5
323.7	323.9
355.9	356.3
388.2	388.7
420.5	421.0
450.9	451.5
478.3	479.0
507.8	508.4
539.1	539.8
563.8	564.3
583.4	584.0
599.1	599.7
616.6	617.3
633.5	634.0
650.1	650.7
659.7	660.5
667.8	668.4
676.6	677.2
684.5	685.0
685.7	686.0
686.7	687.0
693.5	693.9
687.0	687.0

(END OF REPORT)